
Package Contents:

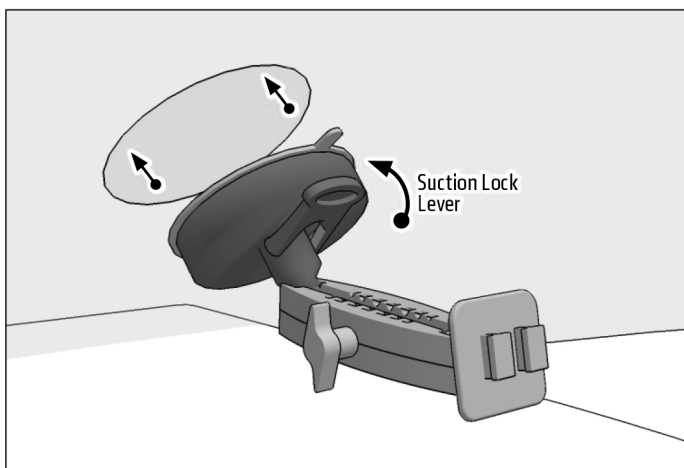
(1) **RM079** – Sticky Suction Windshield or Dash Mounting Pedestal 80mm Base

(1) **TAB001** – Slim-Grip® Universal Tablet Holder

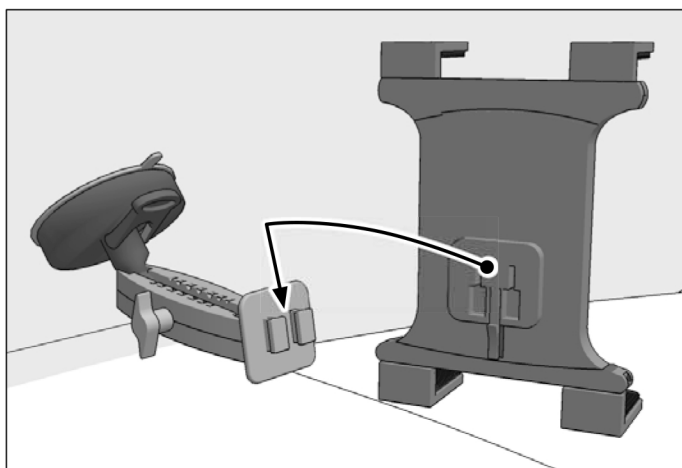
IMPORTANT:

Select the appropriate size support legs and install to holder. For large tablets or devices with cases, use included long support legs.

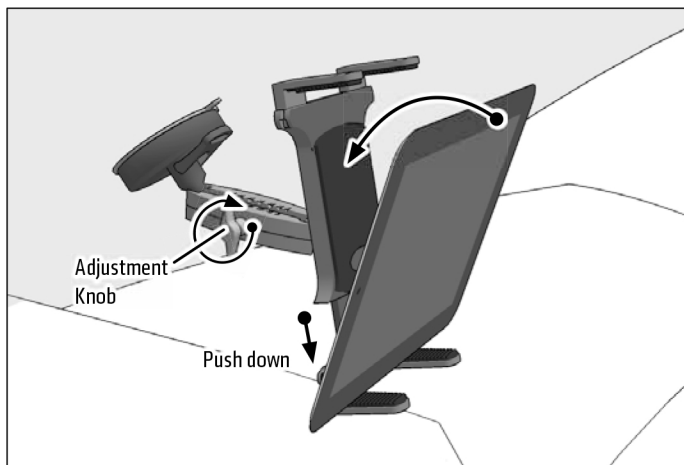
1 Attach pedestal to windshield, engage suction lock lever to secure.



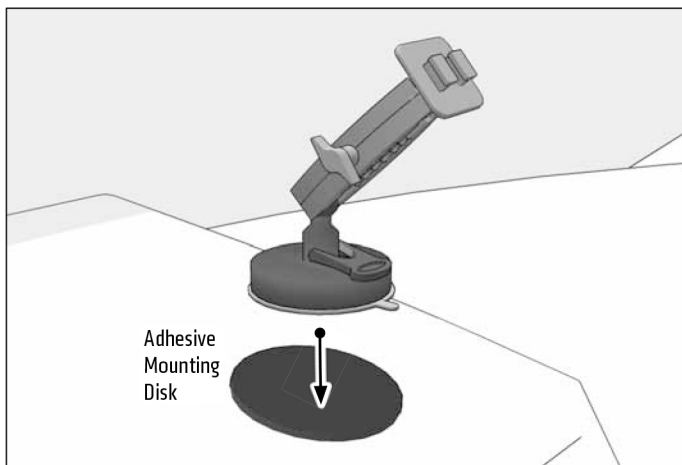
2 Attach Slim-Grip tablet holder by sliding the Dual T-Tabs on the pedestal head into the Dual T-Slots of the holder.



3 Insert tablet by placing it on the two lower legs and pushing down on the spring-loaded bottom of the holder. Loosen adjustment knob to adjust rotation, position, or angle. Retighten to set.



OPTIONAL: For dashboard mounting, use included adhesive disk. Clean surface before applying and let dashboard disk adhesive cure for 24 hours before use.


Safety Precautions

Do not install Arkon products over an air bag cover or within the air bag deployment zone. Arkon Resources, Inc. assumes no responsibility of liability for injury or death as a result of car crashes and/or air bag deployment.

Arkon is not responsible for any damages caused to your vehicle, your device, or yourself due to the installation or use of this mount.

ARKON
RESOURCES INC.

The Mobile Mounting Specialists™

Consumer Hotline:

USA (800) 841-0884

INT'L (626) 254-9005

Monday - Friday 9 am - 5 pm, PST

www.arkon.com

Arcadia, CA 91006 USA

Designed in USA | Made in Taiwan

© Copyright 2016 Arkon Resources, Inc.